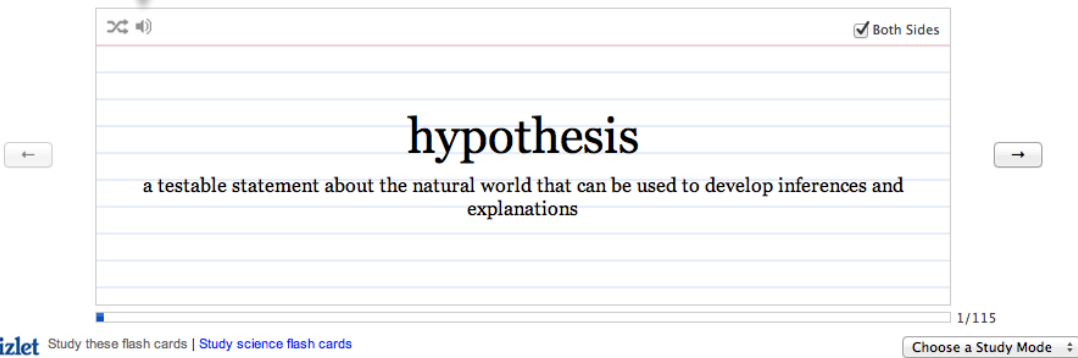


NeSA Science Vocabulary Flashcards - Guide

1. **Enable Audio Button** - This button will allow the computer to “read” the NeSA science term and definition to the student.

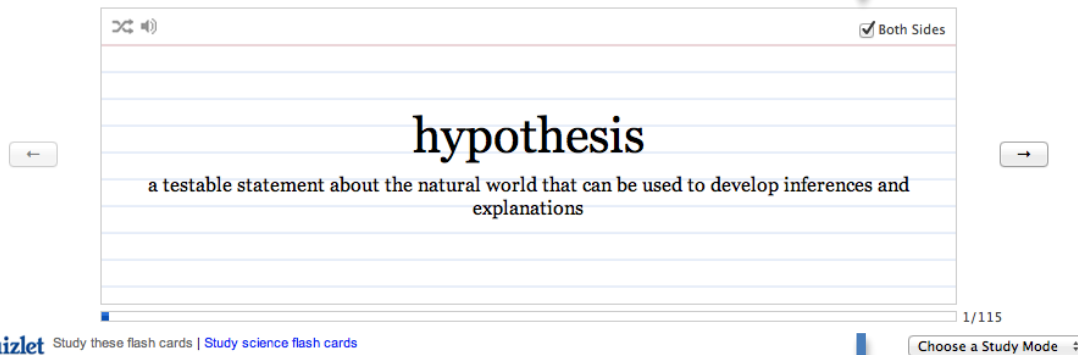
Flashcards: NeSA Science Test - Grade 11 Vocabulary



The screenshot shows a Quizlet flashcard interface. At the top right, there is a checked checkbox labeled "Both Sides". Below the title, the word "hypothesis" is displayed in a large font. Underneath it, the definition "a testable statement about the natural world that can be used to develop inferences and explanations" is shown. In the top left corner of the card area, there is a speaker icon with sound waves, indicating that the audio feature is enabled. Navigation arrows are visible on the left and right sides of the card. At the bottom, the Quizlet logo and "Study these flash cards | Study science flash cards" are on the left, and "1/115" and "Choose a Study Mode" are on the right.

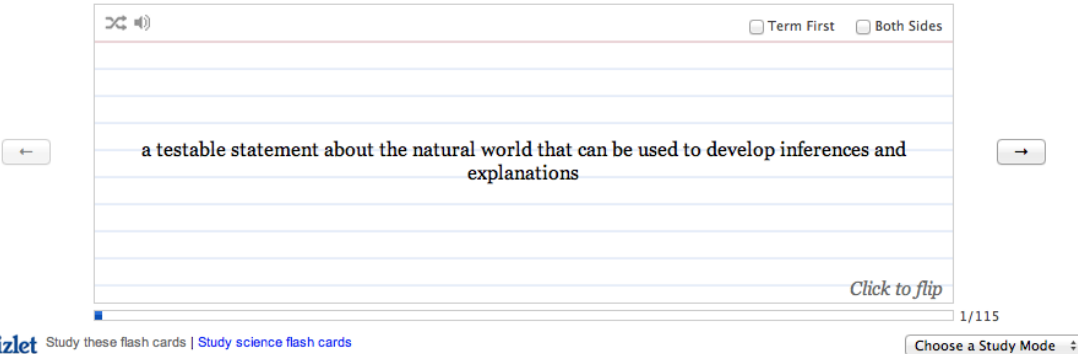
2. **Flash Card Mode (Both Sides or Term/English First)** – This check box will allow students to view both sides of the flashcard (term and definition) at the same time or will show the definition only if the **Both Sides** box is “unselected”.

Flashcards: NeSA Science Test - Grade 11 Vocabulary



This screenshot is identical to the one above, but with a blue arrow pointing to the "Both Sides" checkbox, which is checked. The audio button is still present in the top left corner.

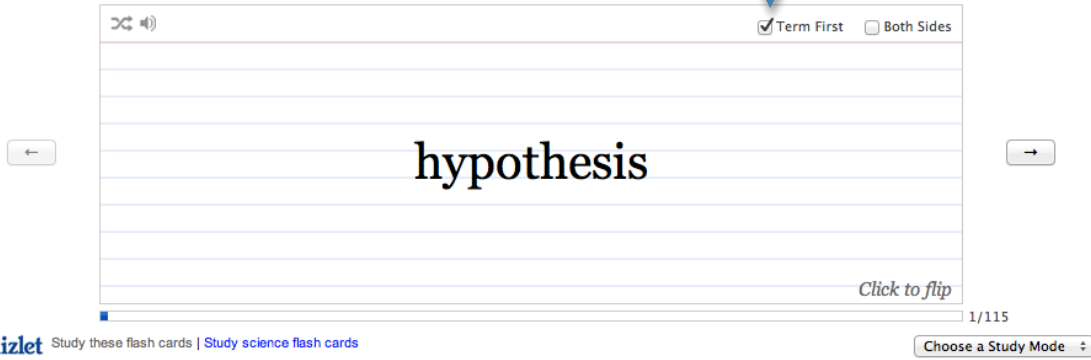
Flashcards: NeSA Science Test - Grade 11 Vocabulary



This screenshot shows the same flashcard, but with a blue arrow pointing to the "Both Sides" checkbox, which is now unchecked. The "Term First" checkbox is checked. The audio button is still present in the top left corner. At the bottom right of the card area, the text "Click to flip" is visible. The Quizlet logo and "Study these flash cards | Study science flash cards" are on the left, and "1/115" and "Choose a Study Mode" are on the right.

If you would prefer to see the term first, check the **Term First** button on the menu.

Flashcards: NeSA Science Test - Grade 11 Vocabulary



The screenshot shows a Quizlet flashcard interface. At the top right of the card area, there are two checkboxes: Term First and Both Sides. A blue arrow points to the **Term First** checkbox. The central card displays the word "hypothesis" in a large, black, serif font. Below the word, there are several horizontal blue lines for writing. In the bottom right corner of the card, it says "Click to flip". The Quizlet logo is in the bottom left, and "1/115" is in the bottom right. A "Choose a Study Mode" dropdown menu is also visible in the bottom right.